
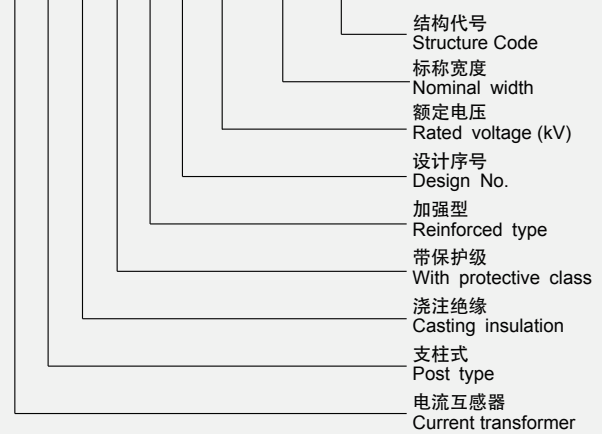


20kV Current transformer



型号含义/Model description

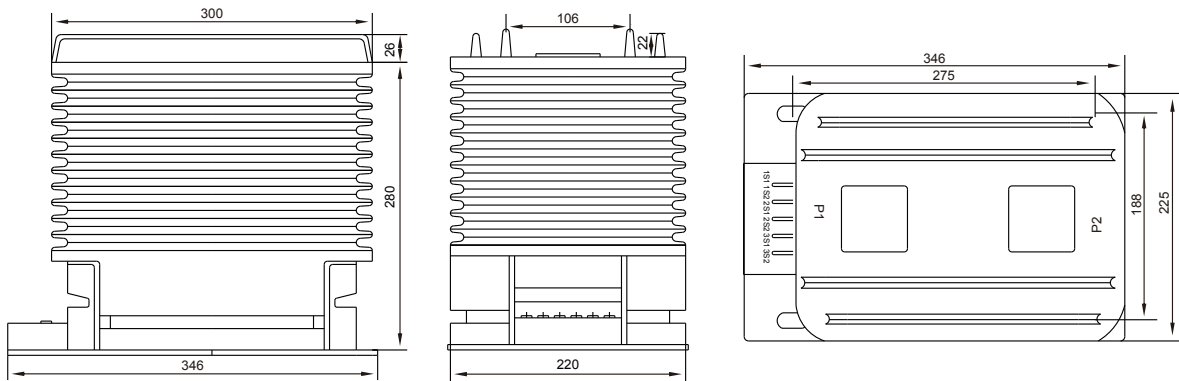
L Z Z B J 9 24 / 180b / 2



技术参数/Technical data

额定一次电流 Rated primary current (A)	准确级次组合 Accuracy Combination	额定二次输出 Rated secondary output (VA)				一秒热稳定电流 1s thermal current (kA)	动稳定电流 Rated dynamic current (kA)
		0.2(S)	0.5(S)	10P10	10P15		
5、150						150	375
200	0.2(S)/0.2	10	10	20	15	31.5	80
300、500	0.2(S)/0.5					45	112.5
600、800	0.2(S)/10P10	10	15	30	20	63	130
1000、1200	0.5(S)/10P10					80	160
1500、2500	0.2(S)/10P15					20	160
	0.5(S)/10P15	20	30	30	20	100	160

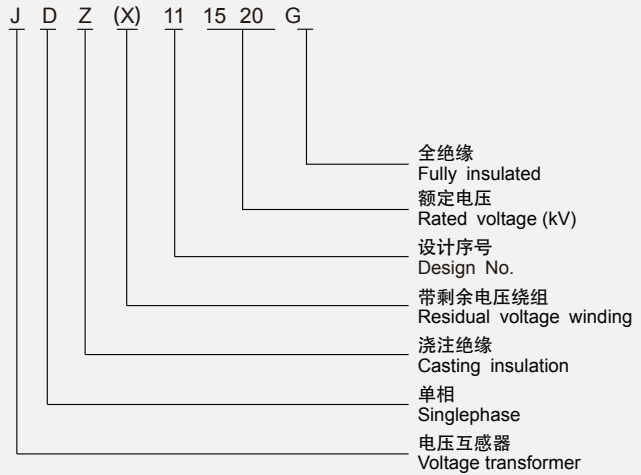
外形安装尺寸/Overall dimension drawing



20kV Voltage transformer



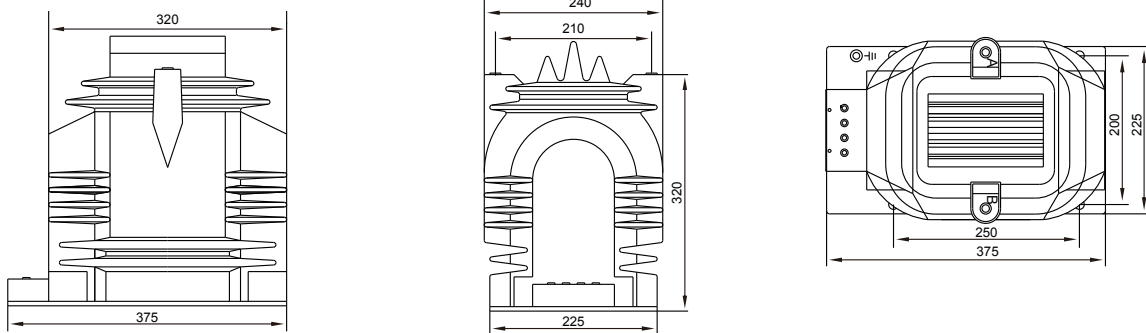
型号含义/Model description



技术参数/Technical data

Type	额定电压比 Rated voltage ratio (kV)	额定二次输出 Rated secondary output (VA)							极限输出 Max. output (VA)	额定绝缘水平 Rated insulation level (kV)	接线图 Wiring diagram
		0.2	0.5	1	0.2/0.2	0.2/0.5	0.5/0.5	6P(3P)			
JDZ11-15	15/0.1	30	80	200	/	/	/	/	500	18/55/105	1- 4 Figure 1-4
JDZ11-20	20/0.1										
JDZ11-15	15/0.1/0.1	/	/	/	20/30	20/30	30/30	/	300	24/65/125	
JDZ11-20	20/0.1/0.1	/	/	/	20/30	20/30	30/30	/	300	24/65/125	
JDZX11-15G	$\frac{15}{\sqrt{3}} / \frac{0.1}{\sqrt{3}} / \frac{0.1}{\sqrt{3}}$	20	60	120	/	/	/	/	400	18/55/105	5 Figure 5
JDZX11-20G	$\frac{20}{\sqrt{3}} / \frac{0.1}{\sqrt{3}} / \frac{0.1}{\sqrt{3}}$										
JDZX11-15G	$\frac{15}{\sqrt{3}} / \frac{0.1}{\sqrt{3}} / \frac{0.1}{\sqrt{3}}$	/	/	/	15/15	15/20	40/40	100	300/300	18/55/105	6 Figure 6
JDZX11-20G	$\frac{20}{\sqrt{3}} / \frac{0.1}{\sqrt{3}} / \frac{0.1}{\sqrt{3}}$										

外形安装尺寸/Overall dimension drawing



接线图/Wiring diagram

