


1. Application and product features

EVC36 series AC high voltage vacuum contactor is suitable for the AC electric system, of which the frequency is 50 Hz, rated working voltage is up to 40.5 kV and rated working current is up to 1250 A for directly or remotely switching on/off the main circuits. It is applicable for the large-current electric control applications under AC-1, AC-2 or AC-3. It has such advantages as reliable and safe operation, long lifetime and less maintenance etc.

2. Normal working conditions

- Ambient temperature: the maximum ambient air temperature does not exceed + 40°C, and the average value in 24 hours does not exceed + 35°C, the ambient air temperature is the highest The low temperature is not lower than -15°C.
- Altitude: The altitude of the installation site should not exceed 1000 meters.
- Relative humidity: the relative humidity of the atmosphere does not exceed 50% when the ambient air temperature is + 40°C, and a higher relative humidity is allowed at a lower temperature. For humidity, the daily average is not more than 95%. When the average temperature of the wettest month is + 20°C, the monthly average maximum relative humidity is 90%. The change occurs in condensation on the surface of the product.
- Working environment: no rain and snow attack, open fire, explosion hazard, chemical corrosion and strong vibration.
- Installation conditions: the perpendicularity between the installation surface and the vertical surface does not exceed 5°
- Pollution level: III

3. Type and specification of the product



4. Installation, use and maintenance

- The contactor should be installed as per the normal working position, of which the inclination angle not exceeds 5°.
- Correctly make electric wiring; pay attention to that the control power supply voltage to be in compliance with the control voltage of the contactor.
- The contactor regular maintenance should be determined by the environment of the workplace, operating frequency, run life endures and other factors. For the good environmental and not frequent operational conditions, it is recommended to conduct regular maintenance after one year, and conduct a regular maintenance after 1 or 1.5 years. All equipment maintenance should be recorded. For the poor environmental and particularly frequent operational conditions, appearance inspection and dedusting is needed every six months.

Warning: Vacuum arc-extinguishing chamber is the functional actuating component of the contactor. Do not impact it by the external force; otherwise the complete contactor will be damaged/wasted.

5. EVC36 Series vacuum contactor Tech-Parameter

Name			Unit	Value	
Main circuit	Rated working voltage (Ue)		kV	40.5	
	Rated working current (Ie)		A	630	1250
	Rated frequency (fr)		Hz	50	
	Rated making capacity		A	8Ie	4Ie
	Rated breaking capacity		A	8Ie	4Ie
	Rated short time withstand current		A	10Ie	4Ie
	Rated peak withstand current		A	25Ie	10Ie
	Rated short circuit duration		s	4	
	Power frequency withstand voltage	Between phases, phase to earth	kV	95	
		Vacuum breaks	kV	95	
Lightening impulse withstand voltage		kV	185		
Control circuit	Rated voltage ¹ (Us)		V	AC or DC. 110 / 220	
	Rated power (Ps)	Electric holding	VA	≤3600/200 (absorbing/holding)	
		Mechanical holding	VA	≤3600/220 (closing/opening)	
Auxiliary circuit	Form	Electric holding		4NO+4NC	
		Mechanical holding		3NO+3NC	
	Rated value			AC380V/5A, DC380V/1A	
Control circuit, auxiliary circuit to earth power frequency withstand voltage			kV	2	
Rated operating frequency	Long-term or mechanical holding type		time/h	300	
	Short-term		time/h	600	
Mechanical endurance			10000 times	10	
Electrical endurance			10000 times	3	
Mechanical characteristics	Closing time		ms	≦ 200	
	Opening time	Electric holding	ms	≦ 100	
		Mechanical holding		≦ 60	
	3-phase synchronism		ms	≦ 3	
Net weight			Kg	210	

6. Transportation & Storage

- During the transportation process the contactor should not be converted, turned over, strongly vibrated/shocked and collided.
- During the transportation and storage process of the contactor, it cannot suffer the invasion of rain and snow. It should be stored in the warehouse without the invasion of rain and snow, with circulating air, and relative humidity of air not exceeding 85%, and air temperature not higher than +40°C and not lower than -25°C.

7. Unpack & inspection

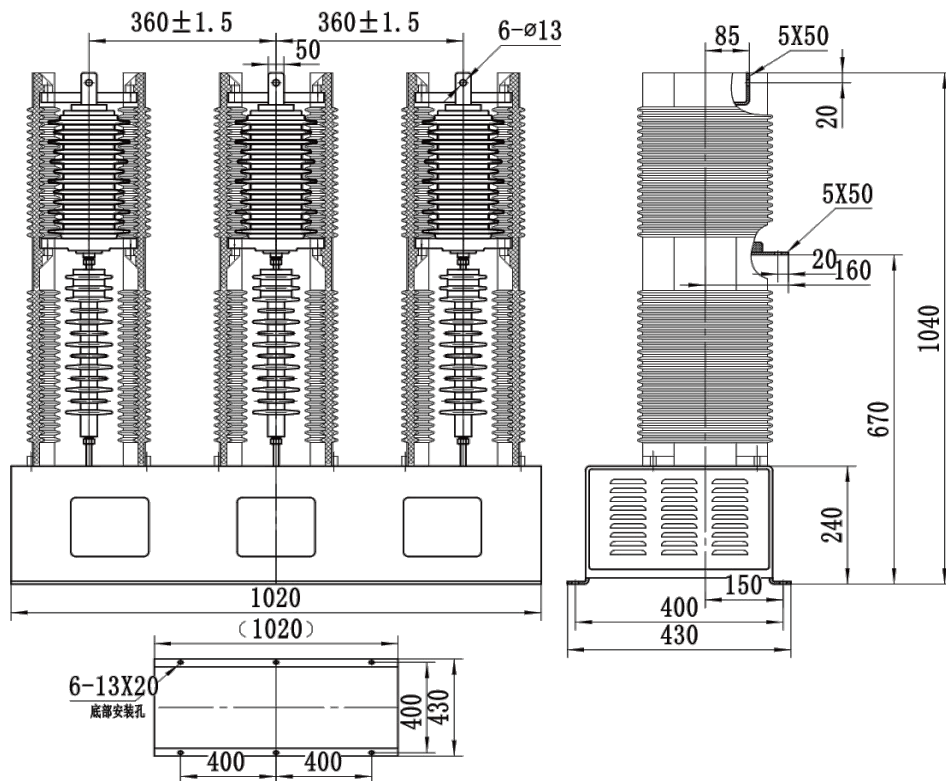
- Inspect the package for its completeness, and check it for damage.
- 6.2 Check the contactor if comply with the purchase order, and check the spare parts and attached document if comply with the packing list.
- Make corresponding inspection to the contactor.

8. Notice when placing the order

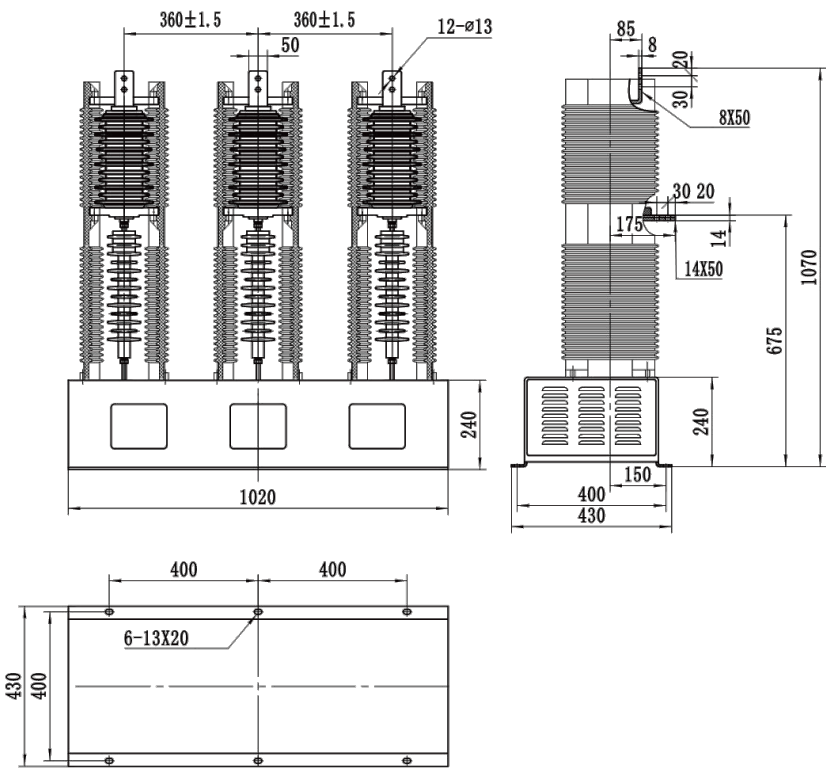
Please state the following when placing the order:

- Title, model/specification of the product;
- Rated voltage, rated current and rated control voltage;
- Quantity of product and spare parts;
- Other special requirement.

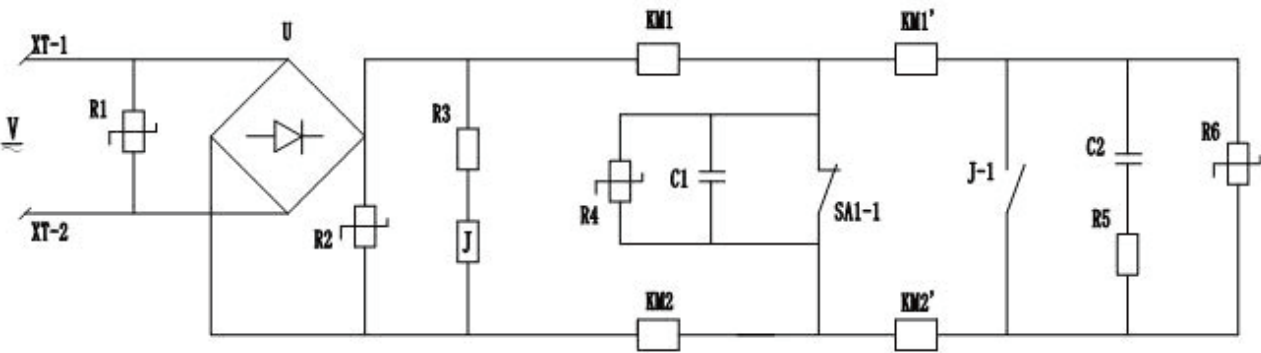
9. Outline Drawing



EVC36-630-3 outline drawing



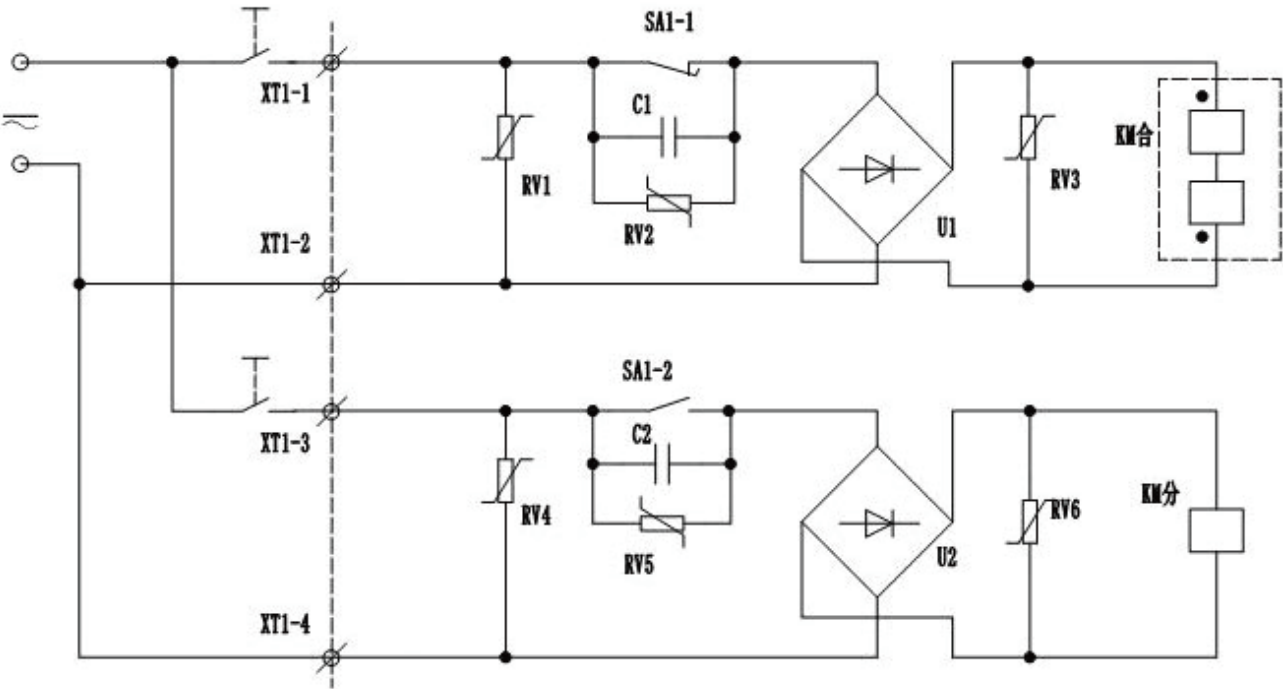
EVC36-1250-3 outline drawing



EVC36 series electric holding type VC scheme

XT	Power														NC		NO	
	1	2	3	4	5	6	7	8	9	10	11	12	13	14	15	16	17	18
	1	2	11	12	13	14	21	22	23	24	31	32	33	34	41	42	43	44

EVC36 series electric holding type VC wiring diagram



EVC36 series mechanical holding type VC scheme

Closing power		Opening power		NC		NO		NC		NO		NC		NO	
1 2		3 4		5 6		7 8		9 10		11 12		13 14		15 16	
1	2	3	4			11	12	13	14	21	22	23	24	31	32
														33	34

EVC36 series mechanical holding type VC wiring diagram