

Features

- Bolted and terminal block structure, strong adaptability
- Excellent high-temperature working capability
- Compact size, lightweight, high reliability

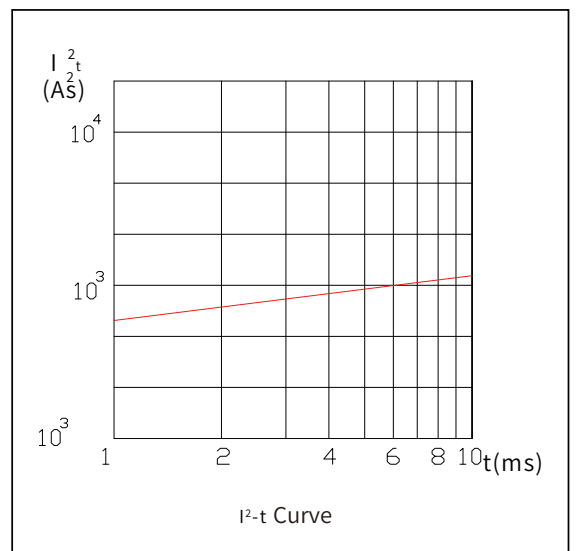
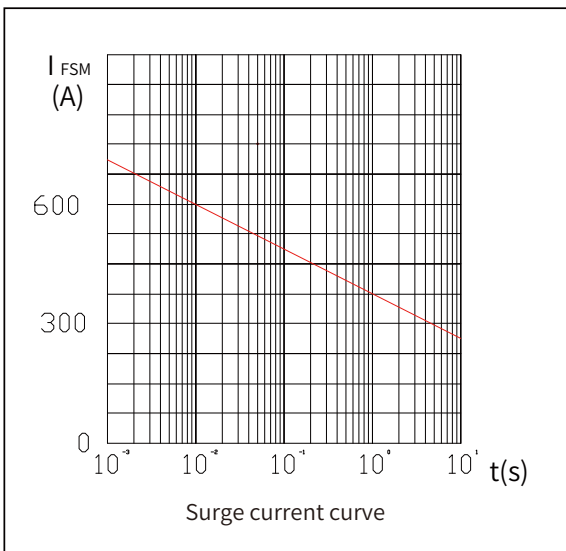


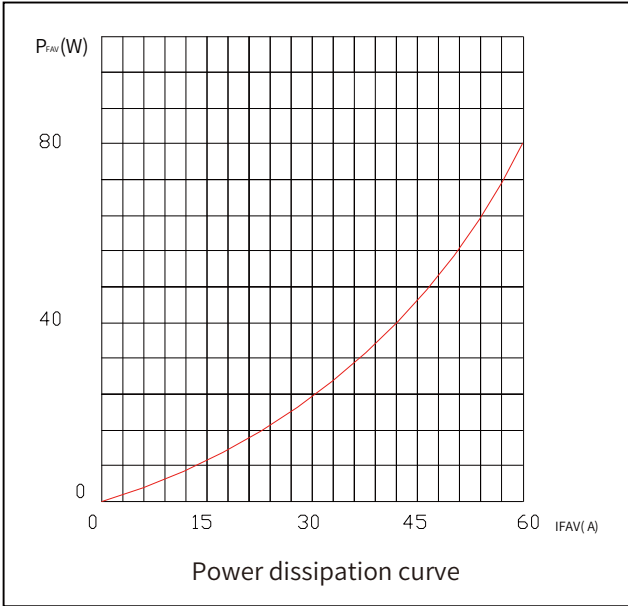
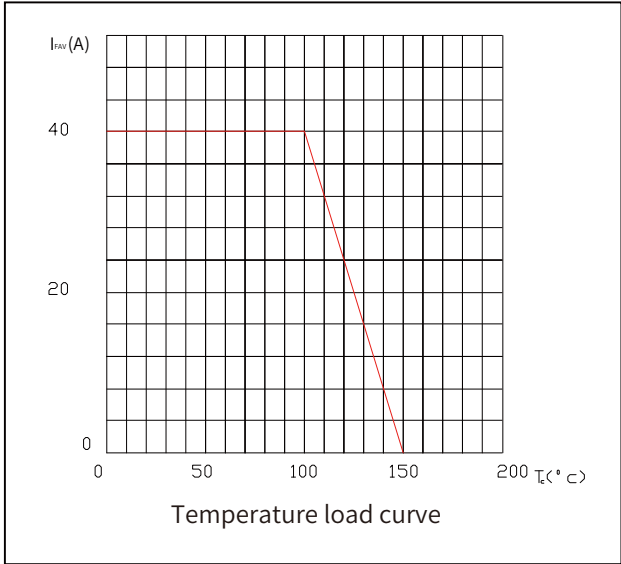
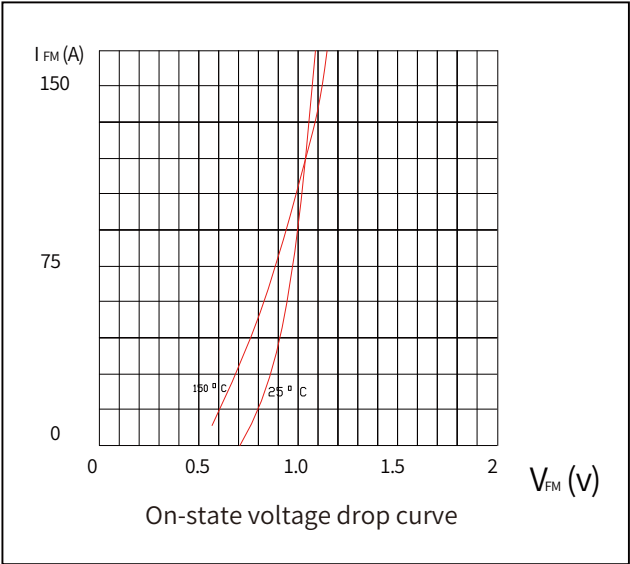
Applications

- Backup generator equipment
- Mobile power supply units
- Industrial power equipment

$V_{RSM}(V)$	$V_{RRM}(V)$	Model
1100	1000	ZX40B-10

Parameters	Parameter Description	Test Conditions	$T_j(^{\circ}C)$	Values			Unit
				Minimum	Typical	Maximum	
$I_{F(AV)}$	Mean forward voltage	180° Half-sine wave, 50Hz $T_c=100^{\circ}C$	150			40	A
I_{FSM}	Non-repetitive On-state Surge Current	10ms, Half-sine wave, $V_R=0.6 V_{RRM}$	150			0.6	KA
I^2t						1.8	$A^2s \cdot 10^3$
I_{RRM}	Repetitive peak reverse current	At_{VRRM}	150			2	mA
V_{FM}	Peak forward voltage	$I_{FM}=120A$	25		1.2	1.35	V
$R_{th(j-c)}$	Thermal resistance junction-case					0.72	$^{\circ}C/W$
M_s	Mounting Torque			3		4	$N \cdot m$
T_{stg}	Storage temperature			-40		150	$^{\circ}C$
An	Withstand centrifugal acceleration	Normal long-term operation	150		1500		g





Outline package dimensions

